



Honda SMART Key System *(Continued)*


Always make sure the ignition switch position is in the OFF or  (Lock) position when you leave your vehicle.

When the ignition switch is locked in the OFF position, the steering cannot be locked. To lock the steering, unlock the ignition switch.

Switch the Buzzer Sound When the Ignition Switch is Locked/Unlocked Enable

- 1 Deactivate the Honda SMART Key system.
 **P.30**
- 2 Lightly press the ON/OFF button. The red Honda SMART key LED comes on.
- 3 While the red LED is on, press the answer back button.
 - ▶ The red LED starts blinking when the buzzer sound is properly enabled.

Disable

- 1 Deactivate the Honda SMART Key system.
 **P.30**
- 2 Lightly press the ON/OFF button. The red Honda SMART Key LED blinks.
- 3 While the red LED is blinking, press the answer back button.
 - ▶ The red LED stops blinking but stays on when the buzzer sound is properly disabled.