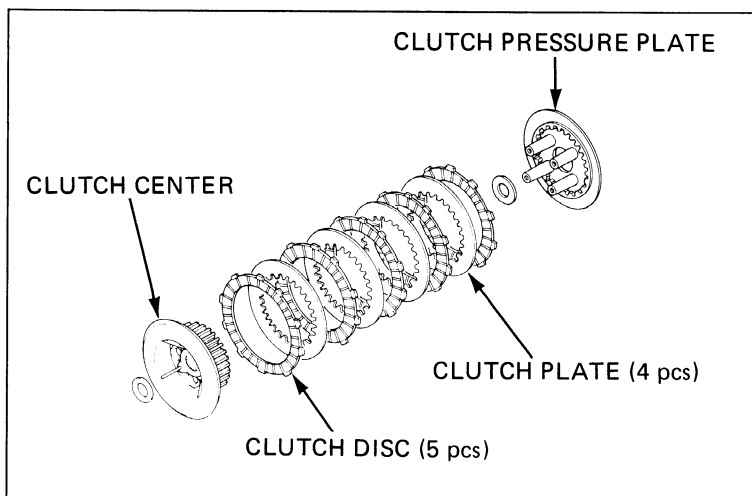


## CLUTCH/OIL PUMP/KICK STARTER


Assemble the clutch pressure plate, discs, plates and clutch center.

### NOTE

- Stack the discs and plates alternately.
- Coat new clutch discs with engine oil.



Install the lock washer with the word **OUTSIDE** facing out.




LOCK NUT WRENCH, 17 x 27 mm  
07716-0020300 OR EQUIVALENT  
COMMERCIALY AVAILABLE IN  
U.S.A.

EXTENSION 07716-0020500 OR  
EQUIVALENT COMMERCIALY  
AVAILABLE IN U.S.A.

Clean any grease or dirt off the shaft and apply thread locking agency to the lock nut. Tighten the lock nut.

### TORQUE:

100-120 N·m (10-12 kg·m, 72-87 ft·lb)



CLUTCH CENTER HOLDER 07923-KE10001 OR  
EQUIVALENT COMMERCIALY AVAILABLE IN U.S.A.