


## REAR WHEEL/DRIVE MECHANISM

Temporarily install the left wheel hub and wheel. Loosen the outer lock nut until the snap ring can be removed.

### NOTE

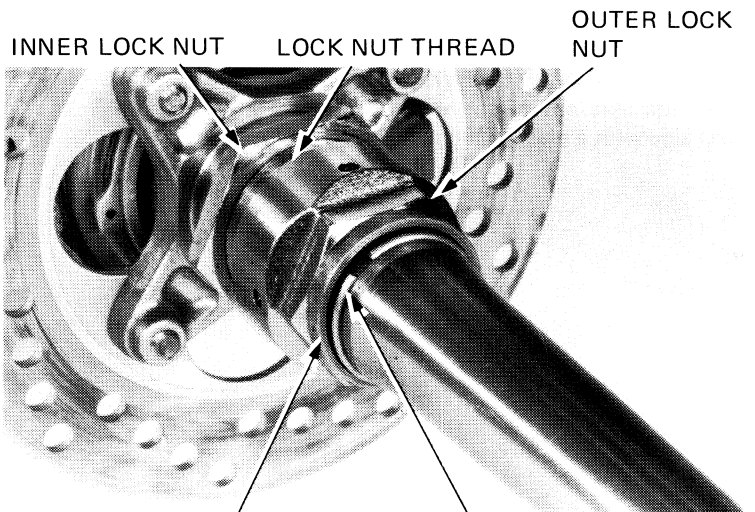
The rear axle lock nuts have left-hand threads.

LOCK NUT WRENCH, 45 mm  
07916-1870101



OUTER LOCK NUT


Remove the snap ring, snap ring collar, outer lock nut, lock nut thread, and inner lock nut from the axle.



SNAP RING COLLAR

SNAP RING

Remove the rear brake disc from the axle.



BRAKE DISC