


## INSTALLATION

Install the crankshaft into the left crankcase.  
 Use the special tools to install the crankshaft into the left crankcase.  
 Install the transmission (Page 8-9).  
 Assemble the crankcase (Page 8-15).

DRIVESHAFT DIS/ASSEMBLY TOOL (B) 07964-MB00200




ASSEMBLY BOLT 07965-1660200

## BEARING REPLACEMENT

### RIGHT CRANKCASE

The bearings must be replaced if they are noisy or have excessive play.


SHIFT DRUM BEARING      CRANKSHAFT BEARING



COUNTERSHAFT BEARING      MAINSHAFT BEARING

Remove the crankshaft collar, oil seal and bearing.  
 Drive out the mainshaft bearing.  
 Remove the countershaft bearing with the bearing remover.  
 Remove the bearing holders and shift drum bearing.

BEARING REMOVER, 17 mm 07936-3710300



REMOVER WEIGHT  
 07741-0010201 or 07736-3710200

REMOVER HANDLE  
 07936-3710100