

MANUAL CLUTCH


REMOVAL

Remove the following

- right crankcase cover (Page 8–3).
- centrifugal clutch (Page 8–6).
- clutch bolts.
- lifter plate.
- clutch springs.


LIFTER PLATE

CLUTCH BOLTS



Install a CLUTCH CENTER HOLDER as shown, and remove the clutch lock nut.

LOCK NUT WRENCH, 20 x 24 mm
07716–0020100




CLUTCH CENTER HOLDER
07923–9580000

Remove the clutch center, discs, plates, pressure plate and thrust washer.

Remove the clutch outer, clutch outer guide and thrust washer.

THRUST WASHER

OUTER GUIDE



CLUTCH OUTER