


CYLINDER HEAD/VALVES

Install the pulse base.

CAUTION

Do not turn the oil seal lip inside out.


PULSE BASE



PULSE ROTOR ASSEMBLY

Align the punch mark on the rotor with the index mark on the spark advancer and assemble.

PUNCH MARK



INDEX MARK

Install the dowel pin and pulse rotor/advancer assembly.


NOTE

Align the dowel pin with the advancer groove.

Tighten the pulse rotor bolt.

DOWEL PIN

PULSE ROTOR BOLT



GROOVE