


GENERAL INFORMATION

MODEL IDENTIFICATION




FRAME SERIAL NUMBER




The frame serial number is stamped on the steering head left side.

ENGINE SERIAL NUMBER



The engine serial number is stamped on the crankcase lower left side.

CARBURETOR IDENTIFICATION NUMBER



The carburetor identification number is on the carburetor body right side.