


Basic Operation Flow

Pre-ride Inspection P.45

Carefully inspect your scooter to make sure that it is safe to ride.



Acceleration P.33

Apply throttle gradually.
Obey the speed limit.









Starting the Engine P.26

Start and warm the engine.
Avoid revving the engine.



How to use basic features.

- Instruments  P.16
- Indicators  P.18
- Switches  P.20
- Steering Lock  P.22
- Shutter  P.23
- Rear Brake Lock  P.24

Starting the Scooter P.32

Before pulling away, indicate your direction with the turn signal switch, and check for oncoming traffic.

