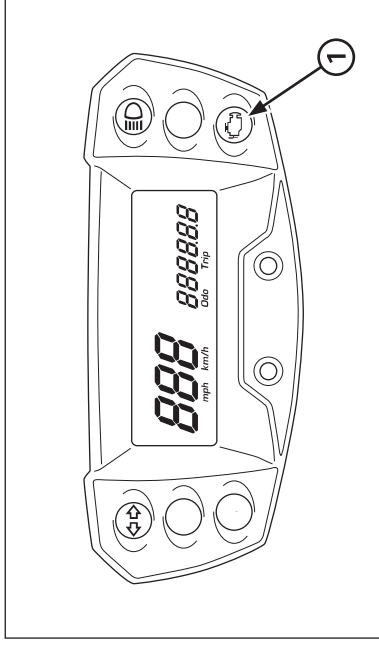


Electrical servicing



(1) MALFUNCTION INDICATOR (MIL)

PGM-FI

Self-diagnosis system

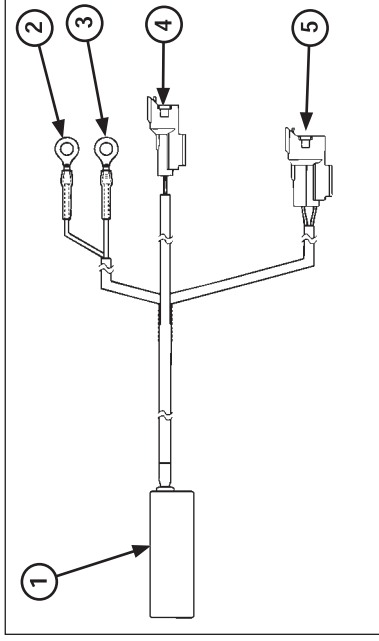
The PGM-FI system is equipped with the self-diagnostic system. When any abnormality occurs in the system, the ECM turns on the MIL and stores a DTC in its erasable memory.

Fail-safe function

The PGM-FI system is provided with a fail-safe function to secure a minimum running capability even when there is trouble in the system. When any abnormality is detected by the self-diagnosis function, running capability is maintained by pre-programmed value in the simulated program map. When any abnormality is detected in the injector, the fail-safe function stops the engine to protect it from damage.

MIL Check

When the engine is started the MIL will stay on for a 10 seconds and then go off. If the MIL does not come off, troubleshoot DTC code. If the MIL does not come on, troubleshoot the MIL circuit.



(1) PGM WARNING UNIT ASSEMBLY

(2) RED WIRE EYELET

(3) GREEN WIRE EYELET

(4) 2P (BLACK) CONNECTOR

(5) 4P (RED) CONNECTOR

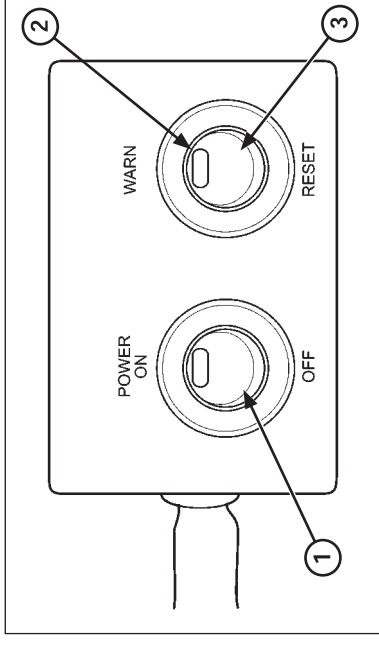
DTC readout procedure

- Disconnect the fuel pump 2P (Black) connector.
- Disconnect the condenser 2P (Black) connector and connect a warning unit connector to the wire harness side.

Tool:

PGM-FI warning unit assembly 38890-NN4-306

- Make sure PGM-FI warning unit assembly power switch is in OFF position.
- Connect the warning unit 4P (Red) connector to the service check 4P (Red) connector.
- Connect the fully charged 12 V battery to the warning unit terminals (red wire eyelet to the battery positive terminal and green wire eyelet to the negative terminal).



(1) POWER SWITCH

(2) MIL

(3) WARN/RESET SWITCH

- Turn the PGM warning unit "WARN/RESET" switch to the warning side as shown.
- Turn the power switch ON, check that the MIL.
- If the ECM has no self diagnosis memory data, the MIL will illuminate, when you turn the power switch ON.
- If the ECM has self diagnosis memory data, the MIL will start blinking when you turn the power switch ON.
- Note how many times the MIL blinks, and determine the cause of the problem (See page 6-8).