

2ED

- (1) BOLT
- (2) SPEED SENSOR
- (3) SPEED SENSOR BRACKET

Rear Brake Pad Replacement

Clean the brake disc with a high quality degreasing agent if they are contaminated with oil or grease. Replace the pads if they are contaminated.

NOTICE



*Before replacing the rear brake pads, remove the speed sensor.
The speed sensor may be damaged if struck or pulled.*

Speed sensor removal (2ED)

Remove the following:


- Speed sensor bolt
- Remove the sensor from the sensor mount.

Detach the speed sensor from the rear brake calliper for easier removal.



- (1) BRAKE PADS
- (2) PAD PIN

Remove the pad pin and brake pads.
Clean the brake caliper inside especially around the caliper pistons.



- (1) CALIPER PISTON

Remove the rear wheel (page 5-15)
Push the piston all the way in to allow installation of new brake pads.
Check the brake fluid level in the reservoir as this operation causes the level to rise.