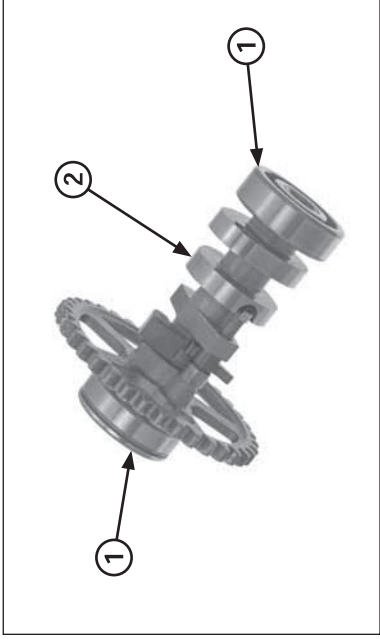



- (1) INTAKE ROCKER ARM SHAFT
- (2) EXHAUST ROCKER ARM SHAFT
- (3) INTAKE ROCKER ARM
- (4) EXHAUST ROCKER ARM

Disassembly

Pull out the rocker arm shafts using a suitable 6 mm bolt and remove the intake and exhaust rocker arms.



- (1) BEARINGS
- (2) CAMSHAFT

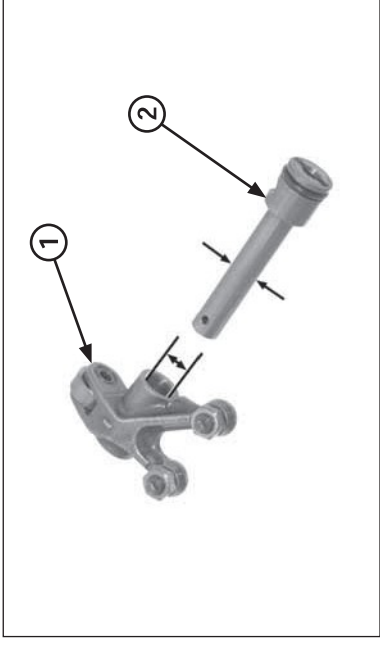


- (1) DECOMPRESSOR
- (2) RETURN SPRING

Inspection

Remove the bearings from the camshaft. Turn the inner race of each bearing with your finger. The bearing should turn smoothly and quietly. Replace the bearing if the bearing do not turn smoothly and quietly.

Check the decompressor cam for wear or damage. If any components are faulty, replace the camshaft assembly.



- (1) ROCKER ARM
- (2) ROCKER ARM SHAFT

Check the rocker arms and shafts for wear or damage. Measure the rocker arm I.D.

Service limit: 10.051 mm (0.3957 in)

Measure the rocker arm shaft O.D. at rocker arm sliding portion.

Service limit: 9.925 mm (0.3907 in)