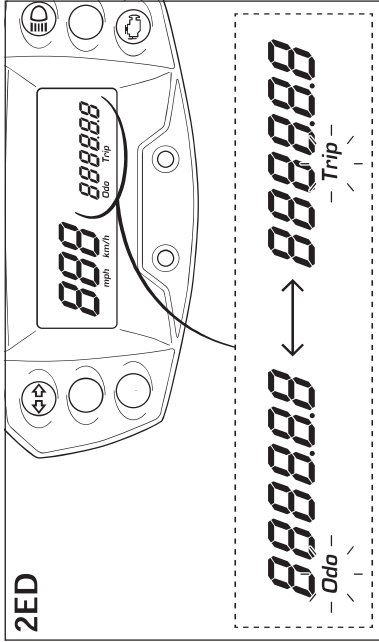
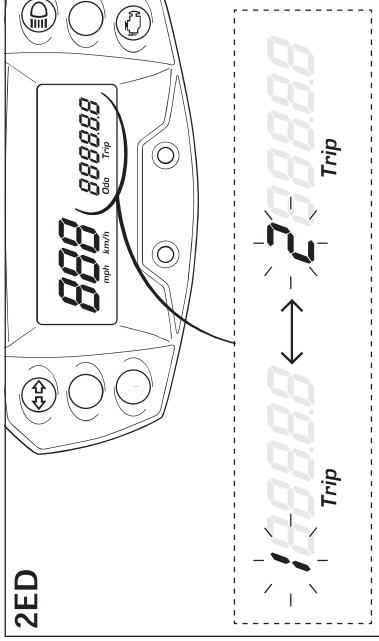


## Operating instructions




### 2. Changing from "Odo" to "Trip 1" display

1. Start the motorcycle.
2. Press the M (Mode) button and the "Odo" display will change to (Trip 1).
3. Press the S (Set) button.
  - Keep it pressed for several seconds and "Trip 1" will change to 0.0 km/h / mph.



### 3. Changing from "Trip 1" to "Trip 2" display

1. With the motorcycle running and set to "Trip 1":
  - Press the M (Mode) button and the display will change to "Trip 2".
2. Press the S (Set) button.
  - Keep it pressed for several seconds and "Trip 2" will change to 0.0 km/h / mph.



(1) STEERING LOCK

### Steering lock

The steering lock is on the steering stem. To lock the steering, turn the handlebar all the way to the left, insert the steering key into the lock, turn the key counterclockwise as far as possible. Then, press the lock all the way in, turn the key back to the original position, and remove the key. To unlock the steering, perform the locking sequence in the reverse order.