







Labels

The following pages show the meanings and locations of the labels on your Cota. Others provide important safety information. Read this information carefully and don't remove the labels. If a label comes off or becomes hard to read, contact your dealer for a replacement. There is a specific symbol on each label. The meanings of each symbol and label are as follows.

1		<p>Tire information (ED / 2E) Cold tire pressure (driver only) Front: 100kpa Rear: 100kpa</p>
2		<p>Keep chain adjusted and lubricated 25-35 Mm (1.0 -1.4 In) Read owners manual</p>
3		<p>Caution label - For your protection always wear your helmet while riding. - Read owner's manual carefully - Use premium unleaded gasoline only.</p>
4		<p>Radiator cap label Danger Never open when hot. Hot coolant will scald you. Relief pressure valve begins to open at 1.1 Kg/cm².</p>
5		<p>Safety label (3E / 4E)</p>
6		<p>EC label</p>