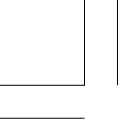




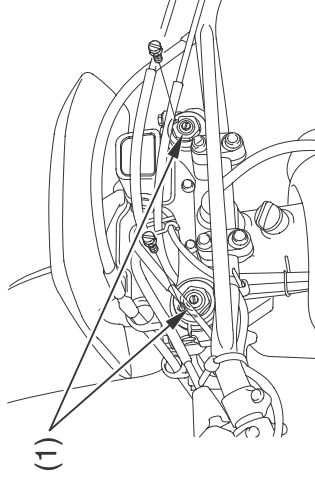
03/05/20 10:10:25 31KCY680_102



Suspension

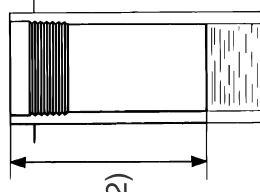
1. Raise the front wheel off the ground by placing a support block under the engine.
2. Remove the pressure release screws (1).
3. Check that the O-ring is in good condition.
4. Install the pressure release screws.

Front Suspension Oil Volume



(1)

(1) fork caps



(2)

(2) oil level

(cont'd)

