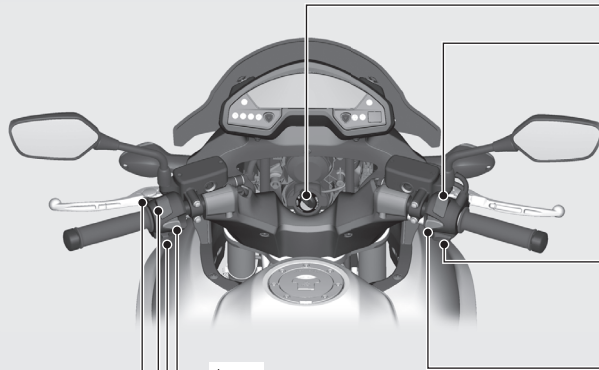


# Switches





**Horn button**



**Turn signal switch**


**Headlight dimmer switch**


- : High beam
- : Low beam

**Passing light control switch**

Flashes the high beam headlight.

**Engine stop switch**

Should normally remain in the RUN  position.

- ▶ In an emergency, switch to the OFF  position to stop the engine.



**Start button**

Headlight turns off when operating the starter motor.



**Hazard switch**

Switchable when the ignition switch is ON. Can be turned to OFF regardless of the ignition switch position.

- ▶ The signals continue flashing with the ignition switch in OFF or LOCK after the hazard switch is ON.