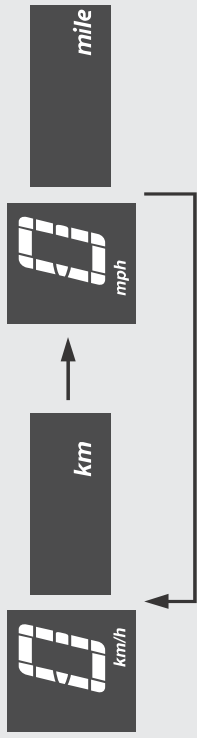


Instruments (Continued)

4 Changing the speed and mileage unit:

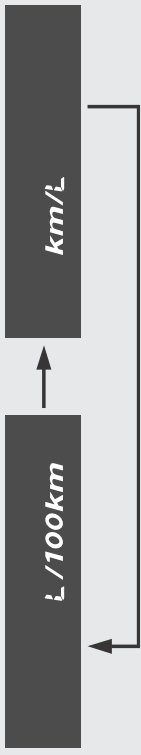
- 1 Press **A** button to select either "km/h" & "km" or "mph" & "mile".



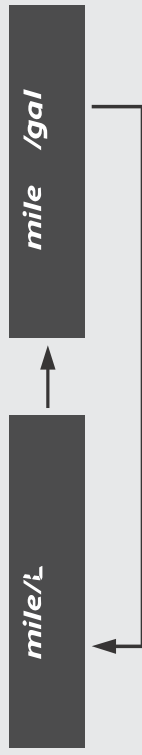
- 2 Press **B** button. The speed and mileage unit is set, and then the display moves to the changing of the fuel mileage meter unit.

5 Changing the fuel mileage meter unit:

- 1 Press **A** button to select "L/100km" or "km/L".



If the "mph" for speed and "mile" for mileage are selected, the fuel mileage shown by "mile/L" or "mile/gal".



- 2 Press **B** button. The fuel mileage meter unit is set, and then the display moves to the setting of mileage countdown.