









Quick Reference

These symbols are used in Controls & Features section:

SYMBOL	COMPONENT	SEE PAGE
	choke lever	19
	ON – ignition switch	20
	OFF – ignition switch	20
	START button	21
	RUN – engine stop switch	21
	OFF – engine stop switch	22



Quick Reference

