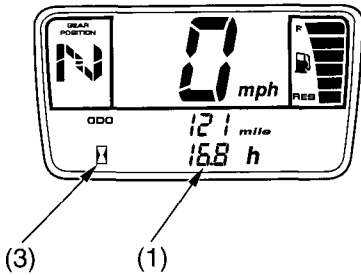


Indicators & Displays

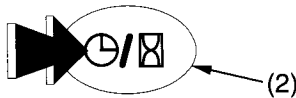
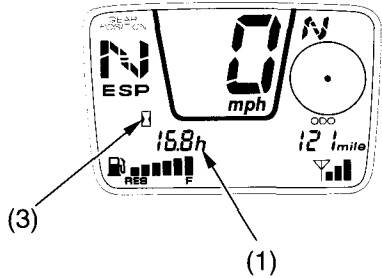
Hourmeter

When selected, the hourmeter (1) shows accumulated hours while the ignition is ON (1). The hourmeter provides accurate service period information for initial and regular maintenance. To change the display from the digital clock to the hourmeter, press and release the hourmeter/digital clock select button (2). The hourmeter mark (3) will appear.

TRX650FA



TRX650FGA



- (1) hourmeter
- (2) hourmeter/digital clock select button

- (3) hourmeter mark