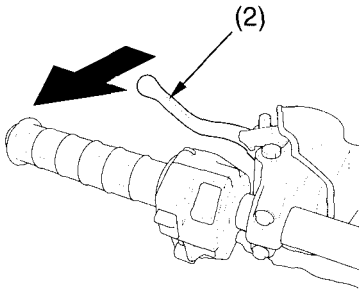


Controls & Features

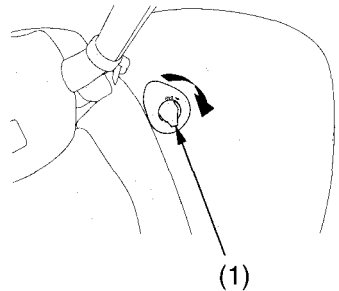
Reverse Assist Lever

The reverse assist lever (1), located on the right fender, is used to shift into reverse. To operate, pull in the clutch lever (2) with your ATV stopped. Leaving your left hand on the clutch lever, remove your right hand from throttle and turn the reverse assist lever. While turning the reverse assist lever, depress the shift lever (3) to reach the reverse gear (below 1st gear). See *Riding in Reverse* page 54 .

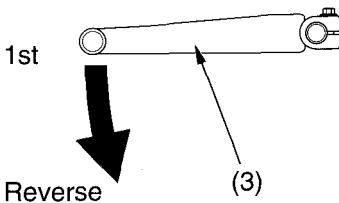
LEFT HANDLEBAR



RIGHT SIDE



LEFT SIDE



(1) reverse assist lever
(2) clutch lever

(3) shift lever