

• RIDING

- (1) Retract the center stand by pushing the motorcycle forward, being careful not to release the rear brake lock.


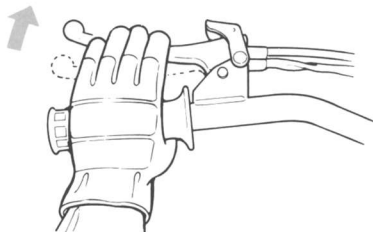
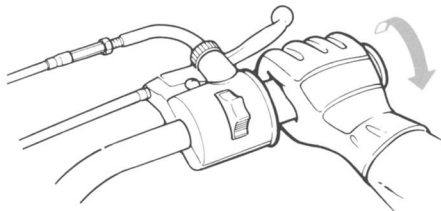
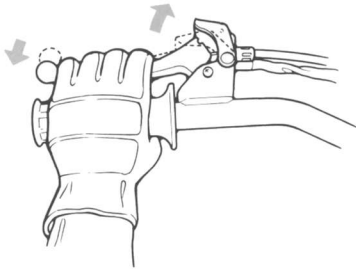
**▲ WARNING**

*Do not rev up the engine after it has been started.*

- (2) Straddle the motorcycle from the left side and hold it up with both feet on the ground.

**▲ WARNING**

*Do not release the rear brake lever lock until you move off.*



- (3) Release the rear brake lever lock by pulling in the rear brake lever further.

**▲ WARNING**

*Do not open the throttle when releasing the rear brake lever lock.*

- (4) Release the rear brake lever and gradually increase engine speed by opening the throttle.

**▲ WARNING**

*When moving off from a standing start, be careful not to use too much throttle. The motorcycle may "wheelie" over backwards.*