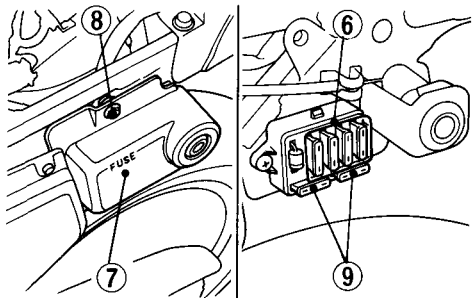


To replace fuses in the fuse box (6), remove the seat (page 34), bolt (8) and fuse box cover (7). Spare fuses (9) are located in the fuse box. Pull the old fuse out of the clips with the fuse remover (10). Push a new fuse into the clips and install the fuse box cover.



(6) Fuse box
(7) Cover

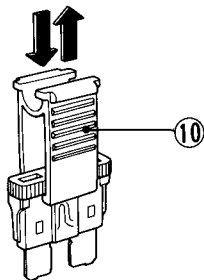
(8) Bolt
(9) Spare fuse

NOTE:

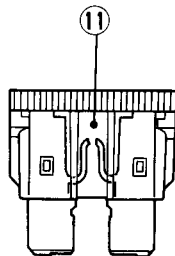
- * The fuse remover is furnished in the tool kit (see page 49).

⚠ WARNING

- * **Never use a fuse with a different rating from that specified. Serious damage to the electrical system or a fire may result, causing a dangerous loss of lights or engine power.**



(10) Fuse remover



(11) Blown fuse