


Honda Smart Card Key Indicator

When the ID is authenticated:

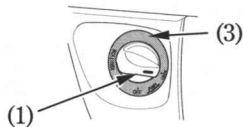
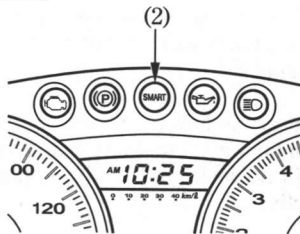
Push the ignition switch (1). When the ID is authenticated, the Honda smart card key indicator (2) lights and unlocks the ignition switch. When you turn the ignition switch ON, the Honda smart card key indicator will go off in 2 seconds and the engine can be started.

If the indicator does not go off, the engine can not be started.

When the engine stop switch is in the “” (OFF) position and you turn the ignition switch ON, the card key indicator will not go off.

If any operation is not completed within 20 seconds after pushing the ignition switch in, the card key indicator will go off and the ignition switch will lock after the ignition switch illumination (3) and all turn signals flash twice.

Approximately 20 seconds after turning the ignition switch to OFF or LOCK from ON, the card key indicator goes off, and the ignition switch illumination and all turn signals flash twice. The ignition switch is then locked.



- (1) Ignition switch
- (2) Honda smart card key indicator
- (3) Ignition switch illumination