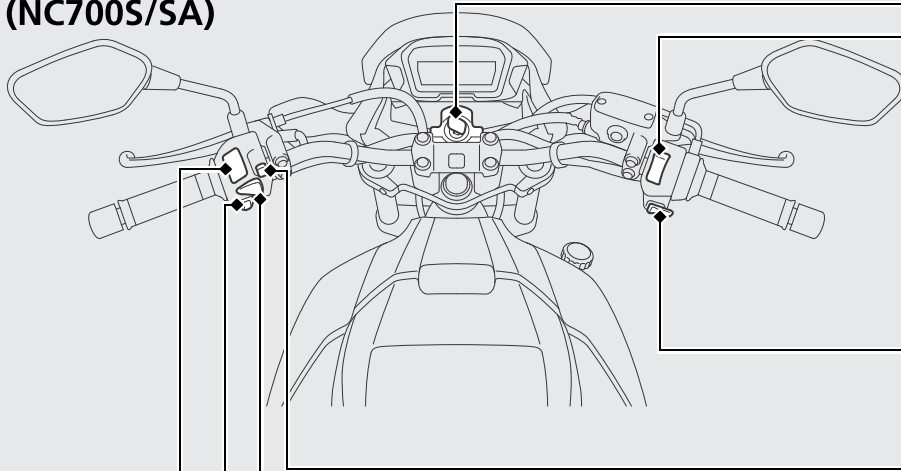


Switches

(NC700S/SA)

Operation Guide






 **Horn button**


 **Turn signal switch**


▶ Pressing the switch turns the turn signal off.

**Headlight dimmer/
Passing light control switch**

-  : High beam
-  : Low beam
-  **PASS** : Flashes the high beam headlight.

Engine stop switch

Should normally remain in the RUN  position.

▶ In an emergency, switch to the OFF  position to stop the engine.

 **Start button**

 **Hazard switch**

Switchable when the ignition switch is on. Can be turned off regardless of the ignition switch position.

▶ The signals continue flashing with the ignition switch is OFF or LOCK after the hazard switch is on.