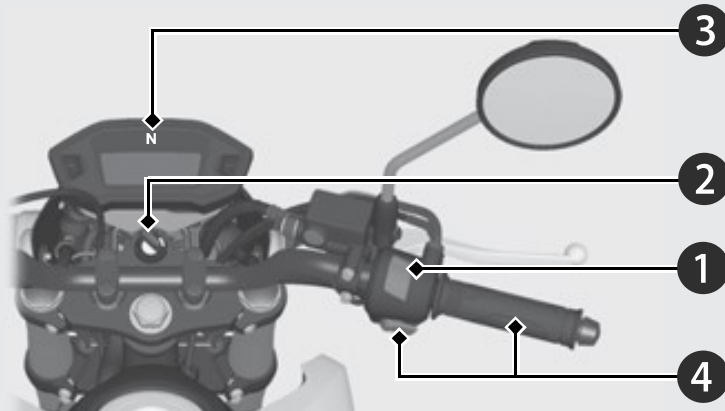


Starting the Engine

Start your engine using the following procedure, regardless of whether the engine is cold or warm.





Consult your dealer for advice if you plan to ride your motorcycle at an altitude above 2,500 m (8,000 feet).

NOTICE

- If the motorcycle is transported to a place 2,000 m (6,500 feet) higher or lower than the start point, you may not be able to achieve sufficient engine performance at the new altitude. Consult your dealer before transporting your motorcycle.

NOTICE

- If the engine does not start within 5 seconds, turn the ignition off and wait 10 seconds before trying to start the engine again to recover battery voltage.
 - Extended fast idling and revving the engine can damage the engine, and the exhaust system.
 - The engine will not start if the throttle is fully open.
- 1 Make sure the engine stop switch is in the  (Run) position.
 - 2 Turn the ignition switch to the ON position.
 - 3 Shift the transmission to Neutral ( indicator comes on). Alternatively, pull in the clutch lever to start your motorcycle with the transmission in gear so long as the side stand is raised.