

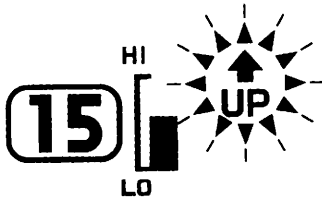
MAJOR COMPONENTS

(Information you need to operate this motorcycle)

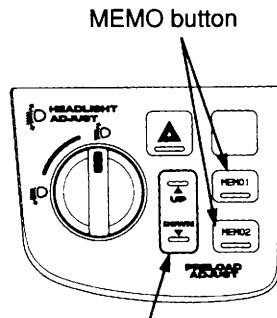
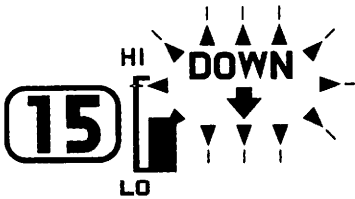
Adjustment

1. Place the motorcycle on its center stand on a firm, level surface.
To prevent discharging the battery, make sure the audio system and other electrical accessories are off.
2. Turn the ignition switch to ON or ACC.
3. Push the DOWN or UP side of rear spring pre-load adjustment switch until the desired pre-load is reached.

To increase (HIGH)



To decrease (LOW)



rear spring pre-load adjustment switch