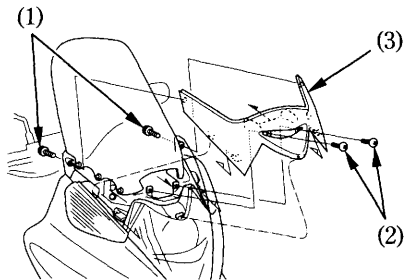


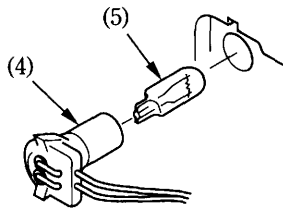
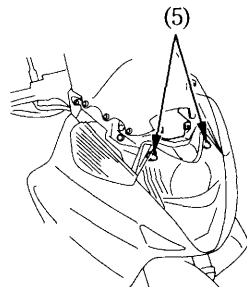
Position Light Bulb

1. Remove the screws A (1) and screws B (2).
2. Remove the front cover (3).
3. Pull out the socket (4).
4. Pull out the bulb (5) without turning.
5. Install a new bulb in the reverse order of removal.



- (1) Screws A
(2) Screws B

(3) Front cover



- (4) Socket
(5) Bulb