






Labels

The following pages show the meanings and locations of the labels on your CRF. Some labels warn you of potential hazards that could cause serious injury. Others provide important safety information. Read this information carefully and don't remove the labels.

If a label comes off or becomes hard to read, contact your Honda dealer for a replacement.

There is a specific symbol on each label. The meanings of each symbol and label are as follows.

	Read instructions contained in Owner's Manual carefully.
	Read instructions contained in Shop Manual carefully. In the interest of safety, take the CRF to be serviced only by a Honda dealer.

	DANGER (with RED background) You WILL be KILLED or SERIOUSLY HURT if you don't follow instructions.
	WARNING (with ORANGE background) You CAN be KILLED or SERIOUSLY HURT if you don't follow instructions.
	CAUTION (with YELLOW background) You CAN be HURT if you don't follow instructions.