


## Spark Plug Installation

Tighten the spark plug (1):

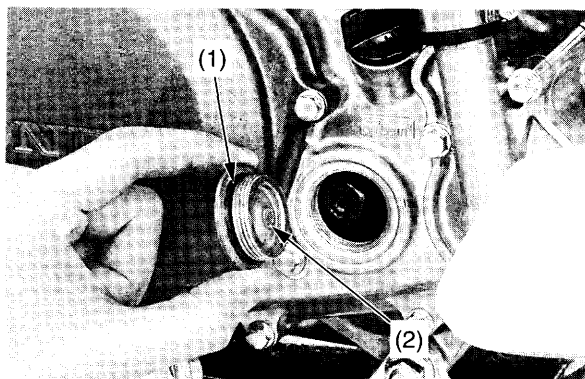
- If the old plug is good:  
1/8 turn after it seats.
- If installing a new plug, tighten it twice to prevent loosening:
  - a) First, tighten the plug:  
NGK: 3/4 turn after it seats.  
DENSO: 1/2 turn after it seats.
  - b) Then loosen the plug.
  - c) Next, tighten the plug again:  
1/8 turn after it seats.



(1) spark plug

## Crankshaft Hole Cap Installation


Coat a new O-ring (1) with engine oil and install it onto the crankshaft hole cap (2). Apply grease to the crankshaft hole cap threads. Install and tighten the crankshaft hole cap to the specified torque:  
15 N·m (1.5 kgf·m, 11 lbf·ft)



(1) O-ring  
(2) crankshaft hole cap


## Cylinder Head Cover Installation

1. Remove the spark plug hole packing (1) from the cylinder head cover. Apply engine oil to the spark plug hole packing and install it to the spark plug hole (2).



(1) spark plug hole packing  
(2) spark plug hole

2. Install the cylinder head cover packing (3) into the groove of the cylinder head cover (4).



(3) cylinder head cover packing  
(4) cylinder head cover

(cont'd)