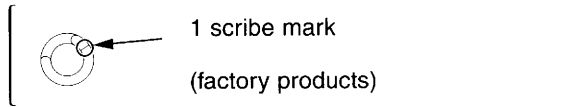


Suspension

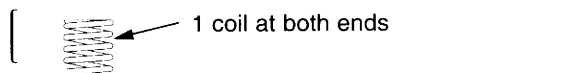
Fork Oil Level (CRF150RB)

Standard 0.36 kgf/mm (20.2 lbf/in) Fork Spring



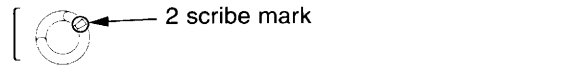
Standard oil level [capacity]	141.0 mm 5.55 in [342.0 cm ³ (11.57 US oz, 12.04 Imp oz)]	
Maximum oil level [capacity]	131.0 mm 5.16 in [350.1 cm ³ (11.84 US oz, 12.32 Imp oz)]	Slightly stiffer as it nears full compression.
Minimum oil level [capacity]	193.7 mm 7.63 in [299.4 cm ³ (10.13 US oz, 10.54 Imp oz)]	Slightly softer as it nears full compression.

Optional Softer 0.34 kgf/mm (19.0 lbf/in) Fork Spring



Standard oil level [capacity]	135.7 mm 5.34 in [346.3 cm ³ (11.71 US oz, 12.19 Imp oz)]	
Maximum oil level [capacity]	125.7 mm 4.95 in [354.4 cm ³ (11.99 US oz, 12.47 Imp oz)]	Slightly stiffer as it nears full compression.
Minimum oil level [capacity]	188.4 mm 7.42 in [303.7 cm ³ (10.27 US oz, 10.69 Imp oz)]	Slightly softer as it nears full compression.

Optional Stiffer 0.38 kgf/mm (21.3 lbf/in) Fork Spring



Standard oil level [capacity]	137.9 mm 5.43 in [344.5 cm ³ (11.65 US oz, 12.13 Imp oz)]	
Maximum oil level [capacity]	127.9 mm 5.04 in [352.6 cm ³ (11.92 US oz, 12.41 Imp oz)]	Slightly stiffer as it nears full compression.
Minimum oil level [capacity]	190.6 mm 7.50 in [301.9 cm ³ (10.21 US oz, 10.63 Imp oz)]	Slightly softer as it nears full compression.

Be sure to check the oil level. Some oil will be left in the fork tube when the oil is drained and causes the oil level to be raised slightly. Be sure the oil level is the same in both fork legs. If a syringe is not available, first set the oil level somewhat lower than normal, then add small amounts of oil until the correct level is obtained, measuring the level each time oil is added.

8. Install the fork spring and fork cap.