











Maintenance Schedule

Items	Pre-ride Check P. 44	Frequency *1					Annual Check	Regular Replace	Refer to page	
		× 1,000 km	1	12	24	36				48
		× 1,000 mi	0.6	8	16	24				32
Fuel Line				I	I	I	I	I	-	
Fuel Level	I								36	
Throttle Operation		I		I	I	I	I	I	77	
Air Cleaner *2					R		R		54	
Crankcase Breather *3				C	C	C	C	C	78	
Spark Plugs					R		R		-	
Valve Clearance			I		I		I		-	
Engine Oil	I		R	R	R	R	R	R	63	
Engine Oil Filter			R	R	R	R	R	R	64	
Engine Idle Speed			I	I	I	I	I	I	-	
Radiator Coolant *4	I			I	I	I	I	I	3 Years	
Cooling System				I	I	I	I	I	-	
Secondary Air Supply System				I	I	I	I	I	-	

Maintenance

Maintenance Level

-  : Intermediate. We recommend service by your dealer, unless you have the necessary tools and are mechanically skilled. Procedures are provided in an official Honda Shop Manual.
-  : Technical. In the interest of safety, have your motorcycle serviced by your dealer.

Maintenance Legend

- I : Inspect (clean, adjust, lubricate, or replace if necessary)
- L : Lubricate
- R : Replace
- C : Clean