





## RIGHT HANDLEBAR CONTROLS

〈Except BR type〉

### Engine Stop Switch

The engine stop switch (1) is next to the throttle grip. When the switch is in the  (RUN) position, the engine will operate. When the switch is in the  (OFF) position, the engine will not operate. This switch is intended primarily as a safety or emergency switch and should normally remain in the  (RUN) position.

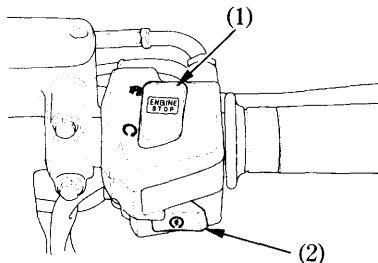
If your motorcycle is stopped with the ignition switch ON and the engine stop switch  (OFF), the headlight and taillights will still be on, resulting in battery discharge.

### Starter Button

The starter button (2) is below the engine stop switch (1).

The starter button is used for starting the engine. Pushing the button in starts the engine. See Starting Procedure, page 67.

When the starter button is pushed, the starter motor will crank the engine; the headlight will automatically go out, but the taillights will stay on.



- (1) Engine stop switch
- (2) Starter button