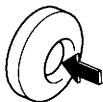


CLIP


Removal:

1. Press down on the center pin to release the lock.
2. Pull out the clip from the hole.

1.



2.




Installation:

1. Push the bottom of the pin.
2. Insert the clip into the hole.
3. Lightly press down on the center pin to lock the clip.

1.



2.



3.

