



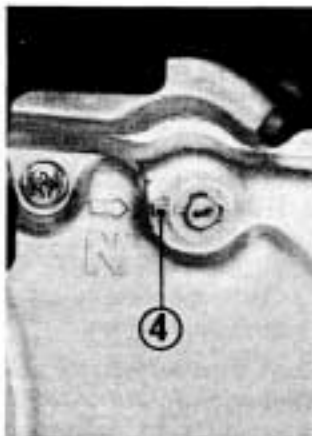
STARTING THE ENGINE



- ① Fuel valve lever
- ② Fuel vent valve



- ③ Ignition switch



- ④ Neutral indicator

WARNING

Exhaust contains poisonous carbon monoxide gas. Never run the engine in a closed area.

1. Lock the parking brake. Turn the fuel valve ① to ON, and make sure that the fuel vent valve ② is ON.
2. Turn the ignition switch ③ ON.
3. Make sure that the transmission is in neutral by lifting the shift lever and checking that the neutral indicator ④ is at N.

WARNING

Do not try to start the engine with the transmission in gear. You may injure yourself or damage the vehicle.